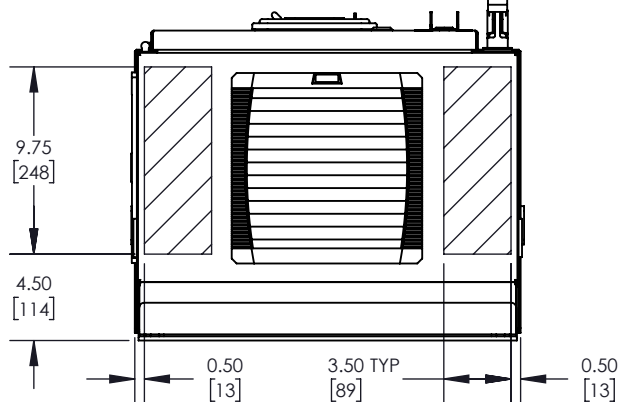
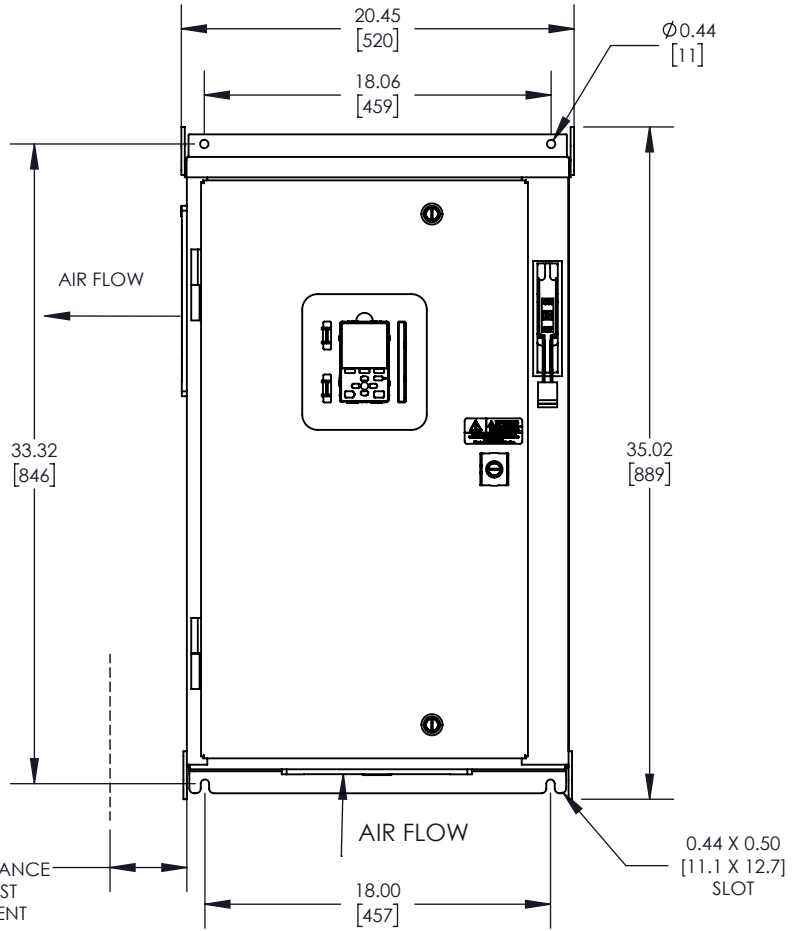
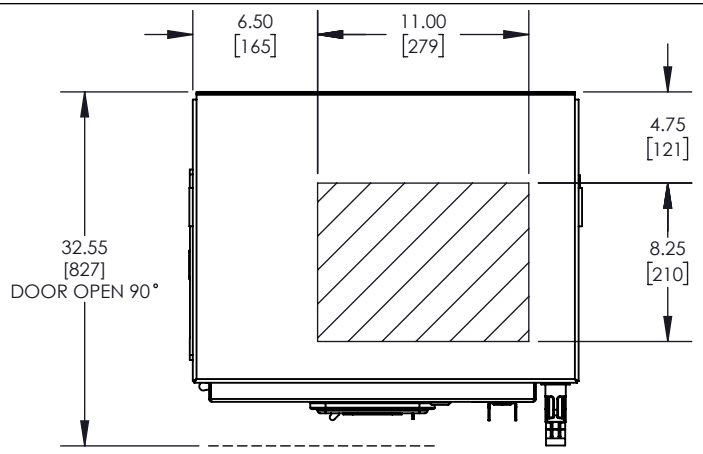


OPTIONAL DISCONNECT HANDLE



- NOTES:
- A. FOR REFERENCE ONLY UNLESS PROPERLY ENDORSED. FOR ADDITIONAL DETAILS AND SPECIFICATIONS, CONSULT FACTORY.
 - B. DIMENSIONS ARE IN INCHES [MILLIMETERS].
 - C. HATCHED AREA INDICATES PERMISSIBLE CONDUIT ENTRANCE AREA.
 - D. USE APPROPRIATE TYPE RATED HUBS OR FITTINGS TO MAINTAIN ENCLOSURE RATING

alexandra_jandrin Friday, November 2, 2018 9:25:14 AM

| | | | | | |
|---|--------------------------------|--------------------|--|----------------|----------------|
| YASKAWA | DRAWN: A. Jandrin | DATE 04/25/2018 | TITLE: DIMENSION DRAWING, GA800, W2, TYPE 12 | | |
| | CHECKED: D. Guckenberger | DATE 04/25/2018 | MATERIAL# | | |
| THIS DOCUMENT AND INFORMATION CONTAINED IN IT ARE CONFIDENTIAL, AND CANNOT BE COPIED OR DISCLOSED IN WHOLE OR IN PART WITHOUT THE EXPRESS WRITTEN CONSENT OF YASKAWA AMERICA INC. | TECH: | DATE | SIZE A | REVISION 00 | PAGE 1 OF 1 |
| | APPROVED: K. Flierl | DATE 04/25/2018 | DRAWING #: DD.G.12.W2.01 | | |
| | ORIGINAL DESIGN: A. Jandrin | DATE 04/25/2018 | | | |